


Airbus Helicopter H125/AS350

SMART PILOT VIEW KIT

for significantly enhanced visibility



**New
product**

**swiss
rotor
services**

Swiss Rotor Services AG
Winterhaldenstrasse 14 A
CH-3627 Heimberg
info@swissrotorservices.com
www.swissrotorservices.com

Smart Pilot View Kit

For significantly enhanced pilot v with original RH pilot door

The Smart Pilot View Kit significantly improves pilot visibility and operational safety!

KEY FACTS

The Smart Pilot View Kit provides the maximum possible pilot visibility while retaining the original pilot door. A large lower viewing aperture and transparent fuselage window fairing significantly increases the vertical field of view forward, aft and directly underneath the aircraft by a factor of XX, compared to other solutions.

The SPVK comprehensively improves the capability and safety to perform demanding operations such as sling loading, firefighting, law enforcement, SAR/EMS, powerline survey, spraying, confined area operations, aerial survey, seismic, law enforcement and any other tasks performed in close proximity to terrain, obstacles and ground crews or when operating at remote landing sites. It can be built-in either from original or as a de-modification kit from the MPVK. The complete Kit consists of five assembly groups: Lower fixed frame, cowling frame, lower window, sill and transparent floor panel.

H125 /AS350 «ECUREUIL»/«SQUIRREL» IS TO DATE THE MOST SUCCESSFUL SINGLE ENGINE, MULTI-PURPOSE HELICOPTER

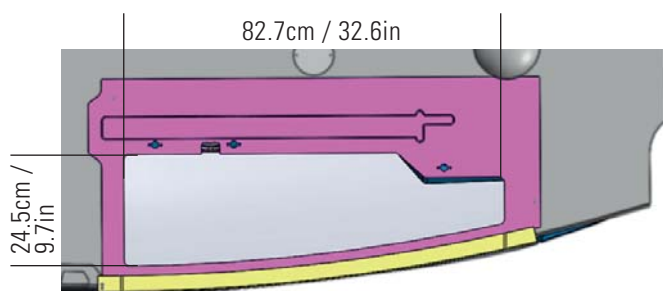
- «Ecureuil / Squirrel» has the best performance in its class
- However, pilot visibility is insufficient; and pilot head space is limited – critical factors during demanding operations
- Known visibility improvements do not resolve the restricted pilot view to a satisfying level and to a high professional standard

THE SMART PILOT VIEW KIT INCREASES THE PILOT'S VERTICAL VIEW BY FACTOR 6.25 COMPARED TO EXISTING SOLUTIONS

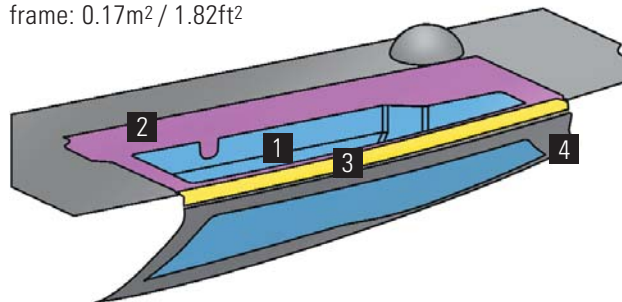
- The technically largest possible view while retaining the original pilot door to all mission sectors
- Better view allows for safer and more efficient operations
- More view – higher Pilot comfort and safety

ADVANTAGES ARE SIGNIFICANT

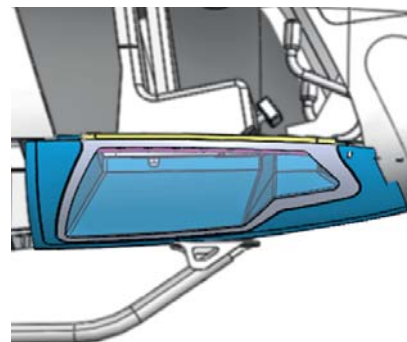
- Improved operational safety
- Improved efficiency – higher operator and customer satisfaction
- Less pilot fatigue



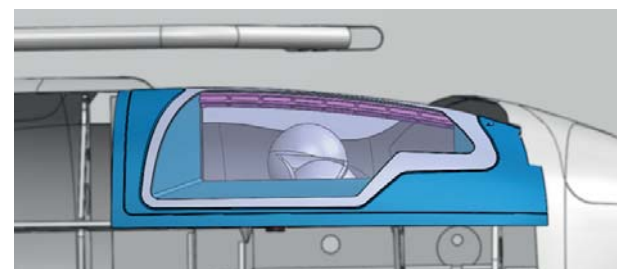
Aperture area in machined frame: 0.17m² / 1.82ft²



- 1) Belly fairing
- 2) Machined frame
- 3) Sill
- 4) External window panel



SPVK Installation Side View



SPVK Installation Bottom View

Visibility – maximised view

COSTS ARE COMPELLING

- Invest 1.4% additional to a new H125 and receive several times more safety through higher visibility
- Investment will retain its value and being paid back when selling the helicopter
- No disadvantage at any operations

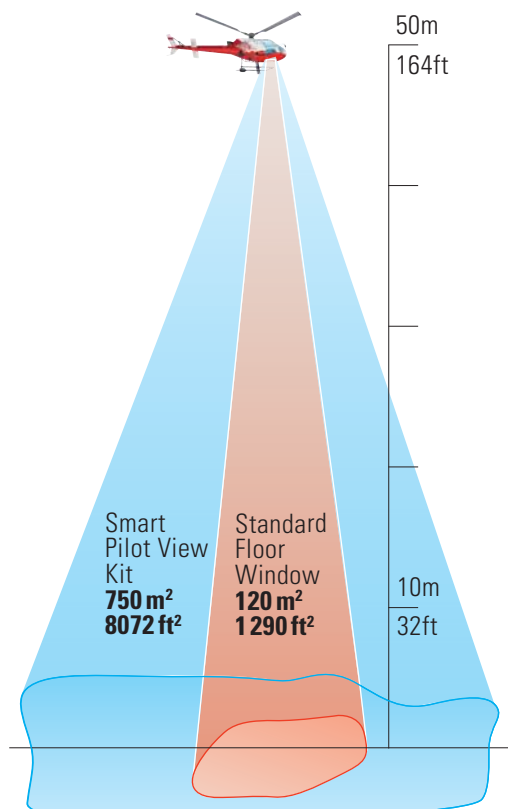
PROBLEM

Pilot visibility is a key factor during demanding helicopter operations (sling operation, law enforcement, military and fire fighting). The standard field of view in the H125/AS350 is insufficient for such operations.

SOLUTION

The SMART PILOT VIEW KIT provides significantly increased pilot view to the most important mission sectors vertical down by:

- Enlargement of the window in the cabin floor to approximately double the size of the existing windows in the floor
- Maximizing visibility vertical down



- A accessible cover glass prevents objects from falling and damaging the glass underneath while maintaining visibility.
- The cover glass is removable to reduce reflections in specific operations – All door configurations according RFM remain applicable

DE-MODIFICATION KIT



The De-Modification Kit is available to revert the rotorcraft to a standard AS350 /H125.

APPROVALS, INSTALLATION & MAINTENANCE

- The modification is planned to get EASA, FAA, TCCA, DGAC Mexico, ANAC Brazil & CAAC China approval (further approvals will follow according to demand)
- The modification will be delivered with an CAA form 1, applicable to H125/AS350 versions B2/B3
- Certification requirements for the installation will be provided with the kit and may vary with reference to conditions of the national authority
- Kit can be installed by capable part 145 or Swiss Rotor Services can offer a mobile team and/or instructor to install the SPVK
- List of partners for Distribution, Installation and Service & Support will be found on the webpage
- Installation effort will require approximately 80–90 manhours – depending on MOD status and configuration of helicopter
- No out of phase maintenance for SPVK is required

■ ■
■ **swiss
rotor
services**

Swiss Rotor Services AG
Winterhaldenstrasse 14 A
CH-3627 Heimberg
info@swissrotorservices.com
www.swissrotorservices.com



Swiss Rotor Services AG
Winterhaldenstrasse 14 A
CH-3627 Heimberg
info@swissrotorservices.com
www.swissrotorservices.com